



Acorn News...

Friday 10th February 2023

Any issues, concerns or things we need to know about, please speak to the Acorn team before or after school or email: acorn@st-barnabas.kent.sch.uk

Dates for your diary.....

- 10th February—End of Term 3
- 20th February—Start of Term 4

Welcome Wednesdays—our classroom is open for you to visit and read with your child between 8.30am and 9am

This week's special helpers were:
Olivia, Reuben, Esme, Adhil



Remember....

- PE days are Mondays and Wednesdays.
- Library day is Thursday
- We will change reading books on a Tuesday and a Friday if your child has read their book at least twice.

Please keep reading with your children at home. It really will make a difference!

If your child reads at least 3 times in a week they will be entered into a draw to win a prize at the end of term.



Well done to: Millie, Eddie, Logan, Ivy, Eren, Robert, Reuben, Juno and Evie-Mae.

It is the end of term 3! And what a term it has been, with a few changes and a lot of hard work. In phonics this week we learnt 3 new tricky words; 'me, be and we. We have also focused on two digraphs, 'sh' and the unvoiced 'th'. Unvoiced means it is the 'th' in 'moth' rather than the 'th' in 'feather'.

In maths we have learnt all about capacity. We have looked at different types of containers and made predictions and measurements about which ones hold the most and the least. Sometimes it can be tricky because a container can look small but actually hold loads!

In PE we have been learning how to play hockey, it's tricky but we've got really good at it already.

Star of the week is: Eddie - for being an excellent role model for the rest of the class.

Here are some photos of our learning this week...



Olivia's house



Our chalk drawings

Learning about capacity






Acorn News...

Friday 10th February 2023

Our phonics scheme at St Barnabas is Twinkl Phonics. We are continuing with digraphs this week. A digraph is 2 graphemes (letters) that work together to make one sound. As we move in to digraphs we will be focusing on each for 2 days. One with a reading focus and one with a writing focus. This weeks are 'sh' and the unvoiced 'th' as in 'moth'

sh.

Picture



sheep

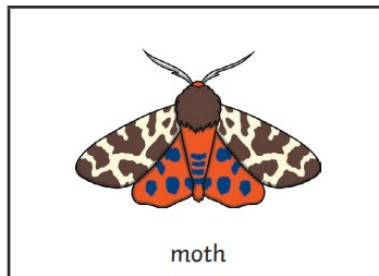
Action



Put a finger to your lips.


th.

Picture



moth

Action



Put your forefingers on your head and wiggle your moth's feelers. Say 'th, th, th' with your voice box off.

Can your child read these words?

shut



shack



push



lush



mash



shop



thick



thin



thud



Tricky words:

we

me

be



Acorn News...

Friday 10th February 2023

Home Learning

Please focus on the sounds 'sh' and the unvoiced 'th' this week. It would be great if the children could practice reading and writing them. You could also have some fun with some maths this week.

We are working hard with the children on their pencil grip. It can be tricky for some children to remember to use the tripod grip when writing. These are some great prompts to help you gently remind your child how to hold a pen or pencil when using it to write, draw or colour.

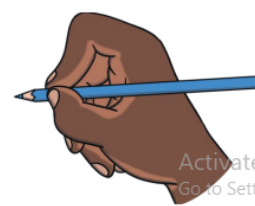
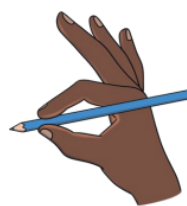
Crab Claw

Pinch thumb and finger together to create the claw. Tuck the body (the other three fingers) underneath.



OK Sign

Make an OK sign with your hand. Hold the pencil between the fingers. Tuck the other fingers underneath. Rest your pencil on the pillow of your hand.



Activate V
Go to Setting:

To support the children's learning in maths why not play with various containers at home. It might be containers you use to cook or bake with or other things from around the house. Have a look at which might hold the most and the least, talk about why they might think that. Then have fun with measuring. You could use plain water or colour it with food colouring (if you use different colours this could further support colour mixing with your child) or you can use other things. In school we often use rice to pour and fill containers, and sometimes even small beads. Whatever you have at home.

If your child is interested then you could even look at the scales on a measuring jug. Talk about the units of measure (ml or l) and what numbers they can see. They could even measure how much liquid their favourite cup holds.