



# Acorn News...

Friday 3rd February 2023

Any issues, concerns or things we need to know about, please speak to the Acorn team before or after school or email: [acorn@st-barnabas.kent.sch.uk](mailto:acorn@st-barnabas.kent.sch.uk)

## Dates for your diary.....

- 10th February—End of Term 3
- 20th February—Start of Term 4

**Welcome Wednesdays**—our classroom is open for you to visit and read with your child between 8.30am and 9am

This week's special helpers were:

Eren Khloe Jasper Juno Christian



## Remember....

- PE days are Mondays and Wednesdays.
- Library day is Thursday
- We will change reading books on a Tuesday and a Friday if your child has read their book at least twice.

## Super Readers

Well done to the children who have read 3 times at home this week!

Eddie Robert Jordon-Lee Ivy Reuben Khloe

If your child reads at least 3 times in a week they will be entered into a draw to win a prize at the end of term.



**Star of the Week: Aiden**



We are over half way through term 3 already! And what a term it has been. This week in phonics has seen the introduction of digraphs. So far we have learnt to read and write 'qu' and 'ch'. We also learnt the tricky word 'she'.

In maths we have moved on to thinking about weight. We have used balance scales and our arms to decide which objects are heavier and lighter.

Drawing Club has focused on 'Little Rabbit Foo Foo' which is a favourite of both the staff and the children. We have invented ways to catch Foo Foo's tears, a way for him to get around the forest super fast and a time machine for him to go back to normal.

We enjoyed a visit from the 'Drama Geezers' and travelled back in time to the stone age, we met the Romans and then we travelled to the future!

In RE, Father John lead a baptism for us. We learnt that a baptism is a why of welcoming a new baby to the church.

## Here are some photos of our learning this week...



**Our Drama Geezers workshop**

**We have been mixing colours**



**Our baptism for Baby Bee-Bee**



# Acorn News...

Friday 3rd February 2023

Our phonics scheme at St Barnabas is Twinkl Phonics. We have moved on to learning digraphs this week. A digraph is 2 graphemes (letters) that work together to make one sound. As we move in to digraphs we will be focusing on each for 2 days. One with a reading focus and one with a writing focus.

## Picture



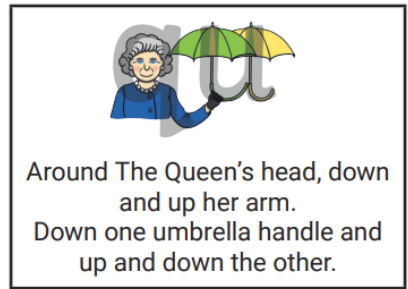
a queen and two umbrellas

## Action




Give a royal wave.

## Formation




Around The Queen's head, down and up her arm.  
Down one umbrella handle and up and down the other.

## Picture



chick

## Action



Use your thumb and forefinger to make a chick's beak.

The letter formation for this digraph is the same as writing 'c' and 'h' separately. I have attached these letter formation prompts on the next page.

Can your child read these words?

quiz



quack



quiff



quick



quill



quaff



chop



chip



rich



chat



check



chap





# Acorn News...

Friday 3rd February 2023


## Home Learning

Please focus on the sounds 'qu' and 'ch' this week. It would be great if the children could practice reading and writing them. Maybe a note or label for a family member or a favourite teddy.

We are working hard with the children on their pencil grip. It can be tricky for some children to remember to use the tripod grip when writing. These are some great prompts to help you gently remind your child how to hold a pen or pencil when using it to write, draw or colour.

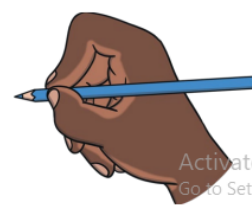
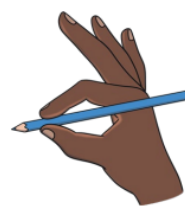
### Crab Claw

Pinch thumb and finger together to create the claw. Tuck the body (the other three fingers) underneath.



### OK Sign

Make an OK sign with your hand. Hold the pencil between the fingers. Tuck the other fingers underneath. Rest your pencil on the pillow of your hand.



Activate V  
Go to Setting:

## The Queen's Quilt

Can you think of a word with **qu** in?

Write or draw your word.

qu



Have a go at these challenges.  
How many 'qu' words can you think of?

Can you think of any 'ch' words?

Can you write **ch**?

ch ch ch  
ch ch ch

Formation



Curl around the caterpillar.

Formation



Down the chimney to the floor,  
up and over the new front door!