



**Pupil Workbook**  
**Level 6 Week 17**

Name: \_\_\_\_\_



**1. Write the common exception words.**

Which is the tricky part of the word? Why is that part tricky? Colour the tricky part in a different colour. Write the word two more times.

pretty

neighbour



\_\_\_\_\_

\_\_\_\_\_

\_\_\_\_\_

\_\_\_\_\_

**2. Spell the words.**



\_\_\_\_\_

**3. Answer the questions.**

Read these silly questions and answer them by circling 'yes' or 'no'.

**Can you call the moon on a phone?**                      yes      no

**Would a small car fit in your sock?**                      yes      no

**Will you talk to your friends at playtime?**                      yes      no


### 1. Read and match.

Read the clues and draw a line to match the clue to the correct picture.

#### Clue 1

I am the tallest person in my class. We have assemblies in the hall. I like having a talk partner in class.

**Who am I?**



#### Clue 2

I am learning to walk and talk. I am very little.

**Who am I?**



#### Clue 3

My home is at the top of the beanstalk. I am very, very tall.

**Who am I?**



#### Clue 4

My job is to kick the ball and score a goal. I always try my best and have lots of fun.

**Who am I?**



### 1. Read the story.

Highlight all of the words that contain the /or/ phoneme.

### or al a

Growing out of the ground was a very thick and tall beanstalk that went up into the sky. Right at the top of the beanstalk were fluffy clouds that were as white as chalk. Hidden among the clouds was a very tall castle and a very tall giant!

Now, this giant was a farmer and he grew carrots, corn and almost any other vegetable you could think of. He would always talk to his plants and check the stalks as they grew. The giant also had a small cluster of trees that he loved to walk through. In the autumn, all the apples would fall from the trees and sometimes they would roll through the clouds too!

To help look after his plants, the giant had a lot of tools in his shed. There was a giant ball of string, a spade and a gardening fork. There were also lots of packets of seeds. The giant liked to keep them in a tin and had them sorted by size. He had over 50 packets altogether!

### 2. Sort the words.

Sort the words from the story into the table.

or	al	a

**1. Write the common exception words.**

Which is the tricky part of the word?

**pretty**

**neighbour**

**2. Write a word that uses each grapheme.**

Use the spelling rules to help you decide how to spell each word. Can you think of a word for each box? Check your spellings with a dictionary.

Use <b>or</b> when...	Use <b>al</b> when...	Use <b>a</b> when...
<ul style="list-style-type: none"> <li>it is at the beginning, middle or end of a word.</li> </ul> <p>This is the most common spelling and most likely to be used.</p>	<ul style="list-style-type: none"> <li>it is in a short word with an /or/ sound in the middle followed by a final <b>l</b>:</li> <li>it is in a word where the /or/ sound is followed by a <b>k</b>.</li> </ul>	<ul style="list-style-type: none"> <li>it is followed by an <b>l</b> at the start of a word, e.g. almost.</li> </ul>

**1. Write the sentence your teacher says.**

Think carefully about which graphemes to use to spell the words.

---

---

---

---

---

---

---

---

How confident do you feel?



**1. Write your own silly sentence.**

Use words containing the **al** and **a** grapheme representing the /or/ phoneme.







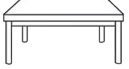







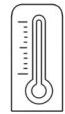





---



---



---

<p><b>y</b></p>  <p>fly</p>	<p><b>dge</b></p>  <p>bridge</p>	<p><b>ge</b></p>  <p>fringe</p>	<p><b>gn</b></p>  <p>gnome</p>	<p><b>kn</b></p>  <p>knife</p>
<p><b>wr</b></p>  <p>wrist</p>	<p><b>le</b></p>  <p>table</p>	<p><b>eer</b></p>  <p>deer</p>	<p><b>ture</b></p>  <p>picture</p>	<p><b>mb</b></p>  <p>thumb</p>
<p><b>al</b></p>  <p>walk</p>	<p><b>a</b></p>  <p>walnut</p>	<p><b>o</b></p>  <p>glove</p>	<p><b>ey</b></p>  <p>monkey</p>	<p><b>war</b></p>  <p>warm</p>
<p><b>wor</b></p>  <p>world</p>	<p><b>s</b></p>  <p>treasure</p>	<p><b>wa</b></p>  <p>watch</p>	<p><b>qua</b></p>  <p>squash</p>	<p><b>tion</b></p>  <p>station</p>

## 2. Practise spelling the focus words.

Look and Say	Look, Say and Write	Cover and Write	Check
all			
call			
hall			
small			
walk			
talk			
chalk			
almost			
pretty			
neighbour			