



Pupil Workbook

Level 6 Week 5

Name: _____



1. Write the common exception words.

Which is the tricky part of the word? Why is that part tricky? Colour the tricky part in a different colour. Write the word two more times.

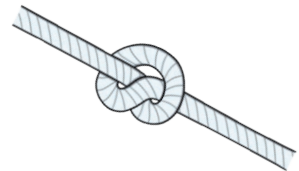
other

does

2. Spell the words.







3. Answer the questions.

Read these silly questions and answer them by circling 'yes' or 'no'.

Can a knight ride a horse?

yes

no

Can you tie a knot with your knees?

yes

no

Could you knit a jumper out of milk?

yes

no


1. Read and match.

Read the clues and draw a line to match the clue to the correct picture.

Clue 1

I might knock on your door if I have a big box for you. If your letter box is low down, I might kneel down to post your letters through. I have a good knowledge of lots of road names.

Who am I?



Clue 2

I know how to knit scarves and how to weave large webs.

What am I?



Clue 3

My father sent me to a castle to learn new skills. I know how to put on a knight's armour. I kneel down on one knee before the king.

Who am I?



Clue 4

I knead the bread mix with my hands and knuckles to make it smooth. My mum knew how to do this and now I do it for a job. I use a knife to cut slits in the mix before I bake the bread.

Who am I?



1. Read the story.

Highlight all of the words that contain the /n/ phoneme.

n gn kn

There was once a knight, called Sir Eat-a-lot. He loved food and knew a lot about cooking. The nine gnomes that lived near his castle loved to try his food, too.

One day, he began to design a new kind of food. He started by kneading some bread mix with his knuckles until it was smooth. Then, he used a knife to cut up cheese into long thin strips which he knitted together to make a cheese rope. He tied it in a big knot and put it in the bread mix. But he wasn't finished yet.

"I know!" he said, "I shall add some olives, nuts and nutmeg." He mixed them in and put his mixture into the cooker.

After a while, the food was ready. Suddenly, he heard a knock on the gnarled wooden castle door. It was the gnomes. They had smelt his new food and had to try it. They thought it was very nice indeed!

2. Sort the words.

Sort the words from the story into the table.

n	gn	kn

1. Write the common exception words.

Which is the tricky part of the word?

other

does

2. Write a word that uses each grapheme.

Use the spelling rules to help you decide how to spell each word. Can you think of a word for each box? Check your spellings with a dictionary.

Use n when...	Use gn when...	Use kn when...
<ul style="list-style-type: none"> it is at the beginning, middle or end of a word. This is the most common spelling and most likely to be used. 	<ul style="list-style-type: none"> it is at the beginning, middle or end of certain words. We need to learn which words use this spelling pattern as it is not very common. 	<ul style="list-style-type: none"> it is at the start of certain words. We need to learn which words use this spelling pattern as it is not very common.

1. Write the sentence your teacher says.







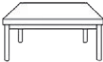













Think carefully about which graphemes to use to spell the words.

How confident do you feel?



1. Write your own silly sentence.

Use words containing the **kn** grapheme.

y  fly	dge  bridge	ge  fringe	gn  gnome	kn  knife
wr  wrist	le  table	eer  deer	ture  picture	mb  thumb
al  walk	a  walnut	o  glove	ey  monkey	war  warm
wor  world	s  treasure	wa  watch	qua  squash	tion  station

2. Practise spelling the focus words.

Look and Say	Look, Say and Write	Cover and Write	Check
knight			
knee			
knot			
knife			
knock			
know			
knapsack			
knowledge			
other			
does			