



Pupil Workbook
Level 6 Week 6

Name: _____

Focus: adding **-ing** to words ending in 'y'

1. Write the common exception words.

Which is the tricky part of the word? Why is that part tricky? Colour the tricky part in a different colour. Write the word two more times.

talk

two

2. Spell the missing words.



annoy

The drops of water are _____ the mouse.



study

The girl was _____ maths at home.

3. Answer the questions.

Read these silly questions and answer them by circling 'yes' or 'no'.

Would a singing fish be annoying? yes no

Is carrying a lorry too hard? yes no

Would playing with a shark be fun? yes no

Level 6 Week 6 Lesson 2

Focus: adding **-ing** to words ending in 'y'

-ing

1. Read and match.

Read the clues and draw a line to match the clue to the correct picture.

Clue 1

I have been tidying the kitchen, emptying the bin and carrying the baby to her high chair.
Who am I?



Clue 2

I am enjoying studying at university and discovering new things. This morning, I was tidying the lab and copying data onto the computer. I am trying to find a cure for an illness.
Who am I?



Who am I?



Clue 3

I am in charge of marrying people. I enjoy praying and helping people who might be fretting.
Who am I?



Who am I?

Clue 4

I have been multiplying numbers in maths and playing with my friends at playtime. I am staying at after-school club today.
Who am I?



Focus: adding **-ed** and **-ing** to words ending in 'y'

1. Read the story.

Highlight all of the words that contain the -ed and -ing suffixes.

-ed -ing

Fang was a dragon. He looked big and frightening but he was actually kind and sweet and all he wanted was a friend. When people saw him, they ran away so most days he played on his own, staying in his cave. Sometimes, he felt so sad that he cried. He was always fretting that he would be spotted so he tried to hide away.

One day, he saw a small mouse trying to carry a huge nut. "Can I help you?" offered Fang.

"Yes please," said the mouse. "I am tidying my nest and need this buried for the winter. I will show you what to do."

Fang watched the mouse dig a hole and copied him. Soon, they were finished.

"I enjoyed meeting you. Shall we be friends?" asked the mouse as he hurried away. Fang nodded. He was very happy to have a friend at last.

2. Write the root word and add the suffixes.

Root Word	+ the suffix -ed	+ the suffix -ing
copy	copied	copying

Focus: adding **-ed** and **-ing** to words ending in 'y'

1. Write the common exception words.

Which is the tricky part of the word?

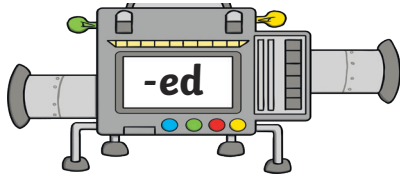
talk

two

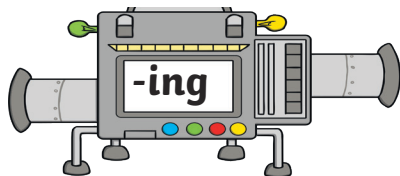
2. Add the suffixes to the root word.

Add the **-ed** and the **-ing** suffixes to the root words and write the words in the table.

reply
hurry
tidy



reply
hurry
tidy



Focus: adding **-ed** and **-ing** to words ending in 'y'

1. Write the sentence your teacher says.

Think carefully about which graphemes to use to spell the words and how to add the suffixes.







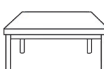













How confident do you feel?



Focus: adding **-ed** and **-ing** to words ending in 'y'

1. Write your own silly sentence.

Use words containing the -ed and -ing suffixes.

<p>y</p>  <p>fly</p>	<p>dge</p>  <p>bridge</p>	<p>ge</p>  <p>fringe</p>	<p>gn</p>  <p>gnome</p>	<p>kn</p>  <p>knife</p>
<p>wr</p>  <p>wrist</p>	<p>le</p>  <p>table</p>	<p>eer</p>  <p>deer</p>	<p>ture</p>  <p>picture</p>	<p>mb</p>  <p>thumb</p>
<p>al</p>  <p>walk</p>	<p>a</p>  <p>walnut</p>	<p>o</p>  <p>glove</p>	<p>ey</p>  <p>monkey</p>	<p>war</p>  <p>warm</p>
<p>wor</p>  <p>world</p>	<p>s</p>  <p>treasure</p>	<p>wa</p>  <p>watch</p>	<p>qua</p>  <p>squash</p>	<p>tion</p>  <p>station</p>

Focus: adding -ed and -ing to words ending in 'y'

2. Practise spelling the focus words.

Look and Say	Look, Say and Write	Cover and Write	Check
copied			
copying			
worried			
worrying			
annoying			
annoyed			
studying			
studied			
talk			
two			