



Acorn News...

Friday 20th January 2023

Any issues, concerns or things we need to know about, please speak to the Acorn team before or after school or email: acorn@st-barnabas.kent.sch.uk

Dates for your diary.....

- 10th February—End of Term 3
- 20th February—Start of Term 4

Welcome Wednesdays—our classroom is open for you to visit and read with your child between 8.30am and 9am

This week's special helpers were:
Parko, Salah, Nina, Aiden and Logan



Remember....

- PE days are Mondays and Wednesdays.
- Library day is Thursday
- We will change reading books on a Tuesday and a Friday if your child has read their book at least twice.

Please keep reading with your children at home. It really will make a difference!

If your child reads at least 3 times in a week they will be entered into a draw to win a prize at the end of term.



Happy Friday everyone.

We have had a very busy week. We have started level 3 of our phonics scheme, learning 'j', 'v' and 'w' so far. I have attached some more information on the next page.

In maths we have been introduced to the number 0 and the concept of 'none'. We have worked hard on knowing an amount up to 5 without having to count each object by playing 'speedy fingers'. If that wasn't enough we have continued our work on more and fewer, extending it in to more and less and we have learnt how to share amounts equally.

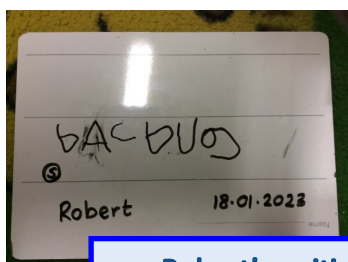
We had a visit from SIAMS this week who came to look at all our spiritual and religious learning over the whole school. In Acorn we were thinking about what the word 'precious' means, what is precious to us and why we are precious to Jesus and God.

Well done to Olivia for settling in so well and working so hard.

Here are some photos of our learning this week...



Nina's Handbag!



Robert's writing

Jordon-Lee's robot



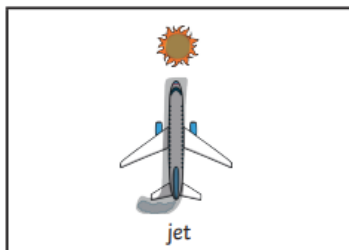


Acorn News...

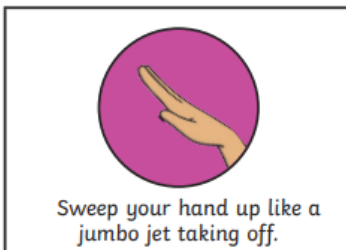
Friday 20th January 2023

Our phonics scheme at St Barnabas is Twinkl Phonics. We have started level 3 this week, which is very exciting. The children are already doing brilliantly. These are the 3 sounds we have learnt so far. It would be super if you could practice with your child at home.

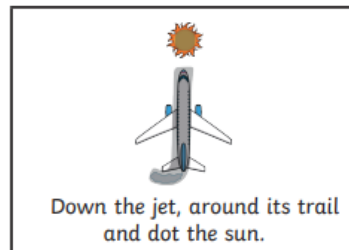
Picture



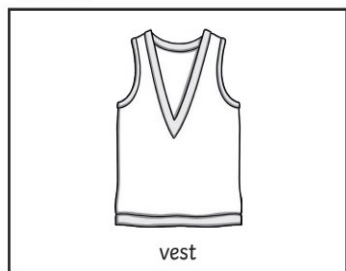
Action



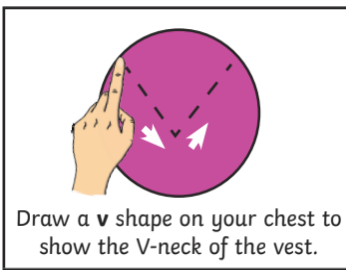
Formation



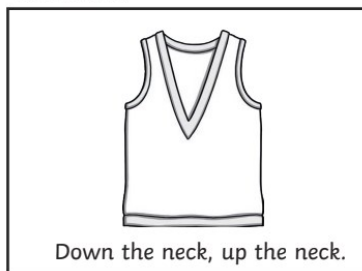
Picture



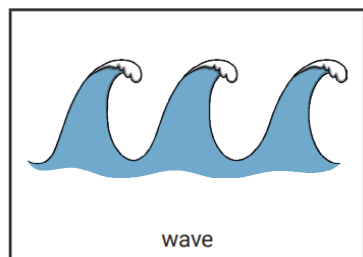
Action



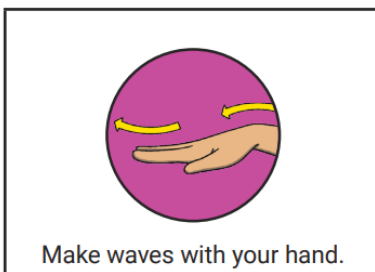
Formation



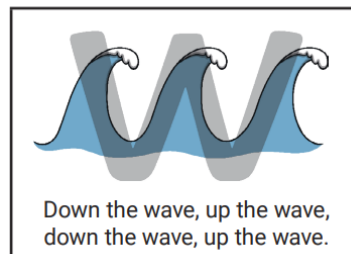
Picture



Action



Formation



Can your child read these words?

jug

...

jog

...

jam

...

visit

....

vet

...

van

...

win

...

well

...■

web





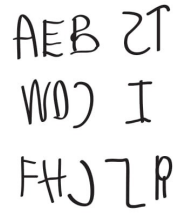

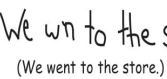
...



Home Learning

Please work on the new sounds with your children. We are continuing our big push with writing in class, encouraging the children to write in a variety of situations. Making labels for toys or writing a sentence as a note to a family member is great practice.

HeidiSongs' Chart of the Developmental Progression of A Child's Writing

 <p>1. Pictures</p>	 <p>2. Random Scribbling</p>	 <p>3. Scribble Writing (Written in linear fashion to mimic real writing.)</p>	 <p>4. Symbols That Represent Letters</p>
 <p>5. Random Letters (No relationship between sounds of letters and what the child is trying to say.)</p>	 <p>6. Letter Strings (Progresses from left to right and top to bottom when the child "reads" his writing.)</p>	 <p>7. Letter Groups (The groups have spaces in between to resemble words.)</p>	 <p>8. Environmental Print (Child copies print found in the room, often without knowing what the words are.)</p>
 <p>9. Beginning Sounds (Child begins to write simple sentences using sight words and just the beginning sounds of words.)</p>	 <p>10. Early Inventive Spelling (Includes the same elements as the previous level, but with more consonant sounds represented and spaces between words.)</p>	 <p>11. Inventive Spelling (Has the same elements as the previous level, but with more sounds per word written, including the vowels. Some conventional spelling patterns may appear.)</p>	 <p>12. Transitional Writing (Includes all of the previous elements, plus some real spellings of words with silent letters and other spelling patterns. Punctuation is beginning to appear.)</p>

© 2014 Heidi Butkus www.heidisongs.com

Most children will be currently working between stages 1 and 8, as the children begin to progress in Reception and Year 1, we will get to 9 and 10. Please encourage your child to write about these pictures—

- they may be able to write a sound e.g. s for sun,
- a collection of sounds e.g. sn,
- a word—sun
- a short sentence—the hot sun

Please encourage your child to write as independently as possible and encourage use of a sound mat (on the next page).

