




# Wider Curriculum Home Matrix: Term 1 and 2

	Get Creative!	Let's Find Out!
Science and Computing	<p><b>Complete a Scientific Investigation</b></p> <p>In science this term, we are testing everyday materials to see if they are suitable for a specific purpose.</p> <p>Collect a selection of everyday materials and design an investigation to test a property of these materials.</p> <p>For example: Which material is the strongest? Which material is the most flexible? Which material is the most waterproof?</p> <p>Design a way of clearly recording your results. Tell us what you found out: For example- 'I have found out that plastic is the most waterproof material' Now think of a way of using this material in a way which makes the most of this property. For example, if you find out a plastic is the most waterproof material, can you build a boat out of it?</p> <p>Make sure you send in photos of anything that you make so we can look at it as a class!</p>	<p><b>Learn About Materials</b></p> <p>The Oak Academy has created 6 lessons to help you learn all about materials:</p> <p><b>Lesson 1: What is a material?</b> <a href="https://classroom.thenational.academy/lessons/what-is-a-material-74u30t">https://classroom.thenational.academy/lessons/what-is-a-material-74u30t</a></p> <p><b>Lesson 2: What are objects made from?</b> <a href="https://classroom.thenational.academy/lessons/what-are-objects-made-from-61gp8d">https://classroom.thenational.academy/lessons/what-are-objects-made-from-61gp8d</a></p> <p><b>Lesson 3: How can describe an object?</b> <a href="https://classroom.thenational.academy/lessons/how-can-i-describe-an-object-c9h38c">https://classroom.thenational.academy/lessons/how-can-i-describe-an-object-c9h38c</a></p> <p><b>Lesson 4: Which materials float and sink?</b> <a href="https://classroom.thenational.academy/lessons/which-materials-float-and-sink-cdj66c">https://classroom.thenational.academy/lessons/which-materials-float-and-sink-cdj66c</a></p> <p><b>Lesson 5: Which materials are absorbent?</b> <a href="https://classroom.thenational.academy/lessons/which-materials-are-absorbent-6tk3er">https://classroom.thenational.academy/lessons/which-materials-are-absorbent-6tk3er</a></p> <p><b>Lesson 6: Which material is best for different objects?</b> <a href="https://classroom.thenational.academy/lessons/which-material-is-best-for-different-objects-60vkar">https://classroom.thenational.academy/lessons/which-material-is-best-for-different-objects-60vkar</a></p> <p>If you find out some new information and want to share it with the class, we would love to hear all about it!</p>
Time and Place	<p><b>Build a House From 1666</b></p> <p>Think about the materials and building techniques that were used at the time. How will you recreate these using objects and materials that you can find around the house?</p> <div style="display: flex; justify-content: space-around; align-items: center;">   </div> <p>Please send in pictures or bring in any of the buildings that you make!</p>	<p><b>Find out about the Great Fire of London</b></p> <p>Use the Great Fire of London Game to find out more about the Great Fire of London. <a href="#">Game - The Great Fire of London</a></p> <p>Can you answer the following questions: When did it happen? Where did it start? Why did the fire spread so quickly? How was the fire put out? How did the fire change London?</p> <p>If you find out the answer to any of these questions, please email them to the beech class email address so we can add this information to the working wall.</p>

<b>Design and the Arts</b>	<p><b>Paint The Great Fire</b></p> <p>Start by following this link to look at some different artists interpretations of The Great Fire of London.</p> <p><a href="#">History: Picture Gallery - The Great Fire of London and Its Affect of London's Development - Londontopia</a></p> <p>Now it is time to create your own piece of art. Consider the following questions:          What materials/media will you use?          How will you create the buildings?          How will you create the flames?          How will you create the smoke?          Will you take inspiration from any of the works you viewed in the digital gallery?</p> <p>Please send in pictures or bring in any of the artwork that you create!</p> 	<p><b>Art Analysis</b></p> <p>Start by following this link to look at some different artists interpretations of The Great Fire of London.</p> <p><a href="#">History: Picture Gallery - The Great Fire of London and Its Affect of London's Development - Londontopia</a></p> <p>What can you learn about the fire from looking at these paintings?</p> <p>These paintings were created by all sorts of different people. Some of them were actually there and saw the fire, others were not there. Some people who painted these pictures were not even born when the fire happened?</p> <p>With this in mind, find a grown to discuss the following question.</p> <p>Are paintings a useful way to learn about the Great Fire of London?          If not, can you suggest any more useful sources of information?</p>
<b>Sport Exercise and Health</b>	<p><b>Make Up a New Invasion Game</b></p> <p>This term we are learning to play invasion games. An invasion game is where one team or player tries to get an object (such as a ball or person) into an area (goal for example) defended by another team or player.</p> <p>Examples of invasion games include:          Football          Netball          Hockey          Rugby</p> <p>We would like you to design your own invasion game. Ask yourself the following questions:          How many players are on each team?          What is the pitch like?          What object is used?          What are the goals like?          How does the team attack the goals?          How does the team defend the goals?          What are the rules?</p> <p>Finally think of a name for your game and try playing it with friends at home or at school. We would love to see some examples of you playing this game!</p>	<p><b>Invasion Game Research</b></p> <p>Pick an invasion game that you know already. Examples of invasion games include:          Football          Netball          Hockey          Rugby</p> <p>Use the internet to investigate where these games come from.</p> <p>Top Tip: You might want to use the word 'origins' in your key word search.</p> <p>This activity will be best completed with the support of an adult. Explain where an invasion game of your choice started and how it has changed over the years.</p> <p>You may want to create a timeline to help explain your findings.</p> <p>Please share your findings with the class. We would love to know what you found out.</p>