



Pupil Workbook
Level 6 Week 19

Name: _____





1. Write the common exception words.

Which is the tricky part of the word? Why is that part tricky? Colour the tricky part in a different colour. Write the word two more times.

group

country

2. Spell the words.



3. Answer the questions.

Read these silly questions and answer them by circling 'yes' or 'no'.

Can you cover your hands with gloves? yes no

Does ice cream go in the oven? yes no

Do you eat breakfast with a shovel? yes no

1. Read and match.

Read the clues and draw a line to match the clue to the correct picture.

Clue 1

I like baking and cooking. I use oven gloves when I put things in the oven.

Who am I?



Clue 2

I wear gloves and cover my mouth with a mask for my job. I look in your mouth and check your teeth.

Who am I?



Clue 3

I like being outside. I wear gloves to keep my hands safe and clean. I use a shovel to dig holes and put in plants. I cover up the roots with soil.

Who am I?



Clue 4

I like running and have to wear a number on my front in races. I won another race at the weekend and now I have even more medals.

Who am I?



Focus: **o** saying /u/

The /u/ Sound Family		
u	oo	o

1. Read the story.

Highlight all of the words that contain the /u/ phoneme.

u oo o

Ben has a very beautiful garden and has roses growing up his house. He has won first prize for the nicest garden in the town three years in a row! I wonder if he will win again this year?

When he is gardening, Ben wears his gardening gloves to protect his hands and keep them clean. He uses a shovel to dig big holes and a trowel to dig small holes. If he is planting a tree or large bush, he digs a deep hole with the shovel. Once he has put the tree or bush in, he fills in the hole and covers the roots with soil.

Ben likes to discover new plants and try to grow them in his own garden. He reads lots of books about plants and flowers. He has bought some new flowers for the front of the flower bed. They are very beautiful flowers but Ben is worried that the slugs and snails will eat them. He decided to put the plants under a plastic cover to keep them safe until they get bigger.

The spring months are Ben's favourite as the garden starts to grow again and he can see new shoots coming up. Ben's son is also a good gardener. Sometimes, his son comes to help him dig and plant because there is such a lot to do in springtime. Ben has another, smaller shovel for his son to use.

Maybe, if you keep your eyes open when you are out and about, you might just see Ben and his beautiful garden one day!

2. Sort the words.

Sort the words from the story into the table.

u	oo	o

Focus: **o** saying /u/

The /u/ Sound Family		
u	oo	o

1. Write the common exception words.

Which is the tricky part of the word?

group

country

2. Write a word that uses each grapheme.

Use the spelling rules to help you decide how to spell each word. Can you think of a word for each box? Check your spellings with a dictionary.

Use u when...	Use oo when...	Use o when...
<ul style="list-style-type: none"> the sound comes at the beginning, middle or end of words. This is the most common spelling. 	<ul style="list-style-type: none"> it is followed by a 'k' or 'd' in a word with one syllable. 	<ul style="list-style-type: none"> it is followed by v, n or th, but only sometimes. This is used in fewer words.

u

oo

o

1. Write the sentence your teacher says.

Think carefully about which graphemes to use to spell the words.

How confident do you feel?









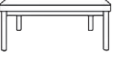













u

oo

o

1. Write your own silly sentence.

Use words containing the o grapheme representing the /u/ phoneme.

<p>y</p>  <p>fly</p>	<p>dge</p>  <p>bridge</p>	<p>ge</p>  <p>fringe</p>	<p>gn</p>  <p>gnome</p>	<p>kn</p>  <p>knife</p>
<p>wr</p>  <p>wrist</p>	<p>le</p>  <p>table</p>	<p>eer</p>  <p>deer</p>	<p>ture</p>  <p>picture</p>	<p>mb</p>  <p>thumb</p>
<p>al</p>  <p>walk</p>	<p>a</p>  <p>walnut</p>	<p>o</p>  <p>glove</p>	<p>ey</p>  <p>monkey</p>	<p>war</p>  <p>warm</p>
<p>wor</p>  <p>world</p>	<p>s</p>  <p>treasure</p>	<p>wa</p>  <p>watch</p>	<p>qua</p>  <p>squash</p>	<p>tion</p>  <p>station</p>

u

oo

o

2. Practise spelling the focus words.

Look and Say	Look, Say and Write	Cover and Write	Check
brother			
son			
above			
wonder			
worry			
glove			
cover			
month			
group			
country			