

St Barnabas C of E VA Primary School



Talk for Writing Information Leaflet



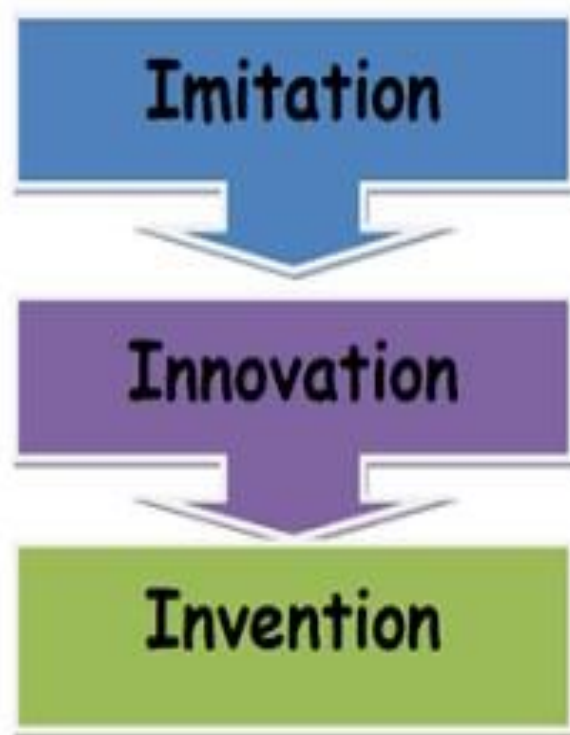
Talk4Writing

About Talk for Writing

Talk for Writing was developed by the author Pie Corbett. It enables children to read and write independently for a range of purposes and a variety of audiences.

Talk for Writing starts with enjoying and sharing stories. Children learn to tell a story with expression and actions. Once a story is learnt the children are encouraged to adapt it to make it their own, for example by changing the characters or the setting.

There are 3 key stages: **imitation**, **innovation** and **invention**.

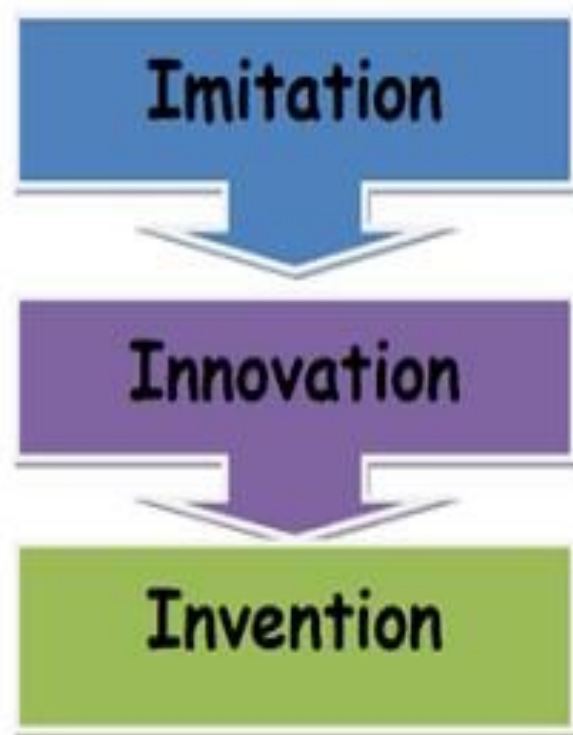


Imitation

The unit of work begins with a creative hook to engage the children. The children will then listen to, learn and re-tell a model text so that they can memorise and internalise the language and sentence patterns of the text type.

Learning and retelling a model text might involve using: a story map, creating actions and drama.

During this stage, children will carry out 'reading as a reader' and 'reading as a writer' activities. These activities encourage the children to understand the text and characters. This will include short burst writing as well as opportunities to develop spelling, punctuation and grammar skills. The children will also be given time to think about a writer's toolkit and how they would be able to recreate something just as effectively. The text is 'boxed up' so that the structure becomes obvious and can be used as a basic planner.



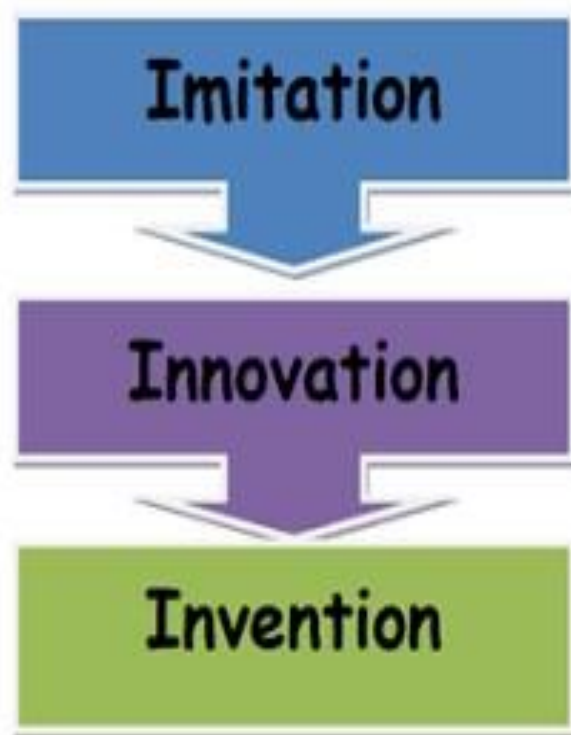
Innovation

Once the children have become familiar with the model text, they are then ready to start using it to support their own writing. During the innovation stage, the children change the model text to create their own versions. This might involve changing the settings or characters, adding in something new to the story, or creating a new ending.

When planning an innovation, the children will use and adapt the text map, story mountain or boxing up grid that they created during the imitation stage.

During innovation, teachers model writing through a process of shared writing. The children will then be given opportunities to write their innovated text section by section. Throughout Talk for Writing, sheets of paper are added to 'washing lines' and the Writing Working Wall to support the children when they come to write. These sheets of paper may include:

the shared writing; text maps, boxing up grids; vocabulary banks and sentence examples.



Invention

The final phase of the process provides children with the opportunity to use all the skills they have learnt throughout the unit to create an independent piece of writing. This stage allows the children to demonstrate their knowledge, skills and creativity. The children are guided through the planning of their own story or non-fiction text that is the same genre as the model text. During this phase, the children are given opportunities to draft and revise their own work. Children are taught how to check their own work independently or with a peer to support. At the end of the unit, the children's work can be made into an individual/class book or displayed. This is a valuable part of the process as it gives their writing meaning and purpose.

For further information visit:

<http://www.talk4writing.co.uk/>