



Pupil Workbook  
Level 6 Week 24

Name: \_\_\_\_\_



## 1. Read and match.

Read the clues and draw a line to match the clue to the correct picture.

### Clue 1

I care for children with love and kindness. I work in a school and help children learn.

**Who am I?**



### Clue 2

I get a lot of enjoyment from reading stories and books.

**Who am I?**



### Clue 3

I knew our mum would sort out our argument with fairness and kindness.

**Who am I?**



### Clue 4

I wagged my tail with happiness and barked with excitement!

**Who am I?**



Focus: adding **-ment** and **-ness**

**1. Read the story.**

Highlight all of the words that contain the **-ment** and **-ness** suffixes.

**-ment**

**-ness**

My mum got a lot of enjoyment from going on canal holidays when she was little. We jumped up and down with excitement when she told us that we were going to go on one too.

A week before we were meant to go, we got a letter. Mum read the letter out loud.

“It is with great disappointment that I’m writing to let you know that the boat you booked has broken. We would like to offer you an even bigger boat as a replacement. We hope you will be happy with this. Kind regards, Canal Holiday Company.”

“Oh well,” said Mum. “They have handled it with fairness and it will be nice to have some more room. It can be quite a squeeze on those boats. You’ll soon learn that tidiness is very important!” she laughed.

Mum read the last part of the letter.

“Oh, goodness me! I have forgotten to make the last payment! I’d better phone them now, otherwise we won’t be able to go on our holiday,” Mum said as she grabbed her phone.

Mum got off the phone and was smiling with happiness.

“It’s OK,” she said, “I’ve made the payment so we can still go.”

“Hooray!” we shouted. We can’t wait for our canal holiday!

**2. Add the suffixes.**

Complete the tables by adding the suffixes.

Root Word	+ the suffix <b>-ment</b>
enjoy	
excite	
pay	

Root Word	+ the suffix <b>-ness</b>
fair	
tidy	
happy	

Focus: adding **-ment** and **-ness**

**1. Write the common exception words.**

Which is the tricky part of the word?

**hour**

**move**

**2. Add the suffixes to the root words.**

Add the **-ment** or the **-ness** suffix to the root words and write the new words in the boxes.

pay

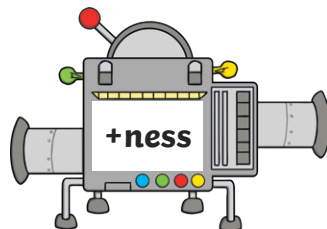
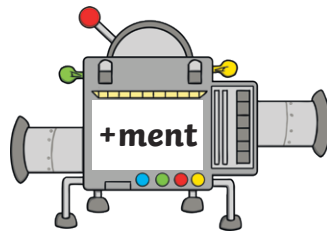
enjoy

move

tidy

fair

sick




Focus: adding **-ment** and **-ness**

**1. Write the sentence your teacher says.**

Think carefully about which graphemes to use to spell the words and how to add each suffix.

Blank writing area with three horizontal lines.

Blank writing area with three horizontal lines.

Blank writing area with three horizontal lines.

Blank writing area with three horizontal lines.

How confident do you feel?



Focus: adding **-ment** and **-ness**

**1. Write your own silly sentence.**

Use words containing the **-ment** and **-ness** suffixes.



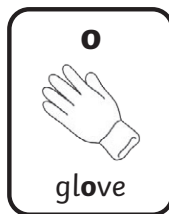
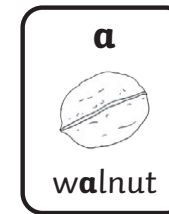



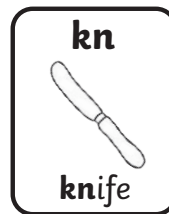




---



---



---



**2. Practise spelling the focus words.**

Look and Say	Look, Say and Write	Cover and Write	Check
enjoyment			
payment			
excitement			
movement			
fairness			
kindness			
tidiness			
happiness			
hour			
move			