

Varied Fluency

Step 10: Divide 3 Digits by 1 Digit

National Curriculum Objectives:

Mathematics Year 4: (4C6a) [Recall multiplication and division facts for multiplication tables up to \$12 \times 12\$](#)

Mathematics Year 4: (4C6b) [Use place value, known and derived facts to multiply and divide mentally, including: multiplying by 0 and 1; dividing by 1; multiplying together three numbers](#)

Differentiation:

Developing Questions to support dividing 3 digits by a 1-digit number with pictorial support. With no exchanges and some remainders.

Expected Questions to support dividing 3 digits by a 1-digit number with some pictorial support. Includes some exchanges and some remainders.

Greater Depth Questions to support dividing 3 digits by a 1-digit number without pictorial support. Includes exchanging and remainders.

More [Year 4 Multiplication and Division](#) resources.

Did you like this resource? Don't forget to [review](#) it on our website.

Divide 3 Digits by 1 Digit

Divide 3 Digits by 1 Digit

1a. Use place value counters to divide the amount below by 2.

H	T	O

Complete the number sentence to show your answer.

$$\square\square\square \div 2 = \square\square\square$$



VF

1b. Use place value counters to divide the amount below by 4.

H	T	O

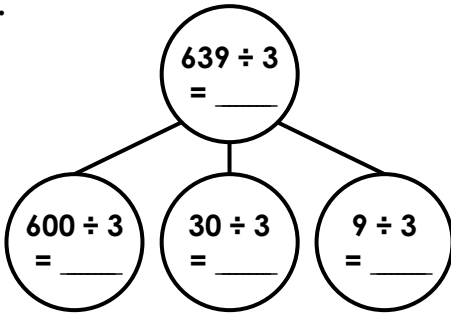
Complete the number sentence to show your answer.

$$\square\square\square \div 4 = \square\square\square r \square$$



VF

2a. Complete the part-whole model to divide six hundred and thirty-nine by three.



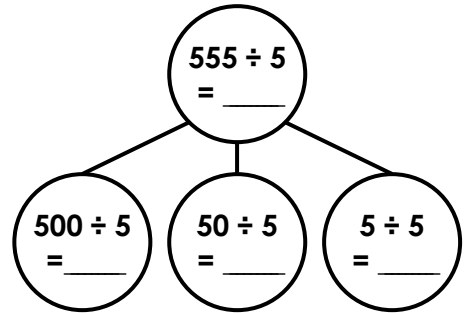
Complete the number sentence to show your answer.

$$\square\square\square \div \square = \square\square\square$$



VF

2b. Complete the part-whole model to divide five hundred and fifty-five by five.



Complete the number sentence to show your answer.

$$\square\square\square \div \square = \square\square\square$$



VF

3a. Circle the answer to $448 \div 4$.

H	T	O



A. 112 r3

B. 112

VF

3b. Circle the answer to $968 \div 3$.

H	T	O



A. 322 r2

B. 312 r2

VF

Divide 3 Digits by 1 Digit

Divide 3 Digits by 1 Digit

4a. Use place value counters to divide the amount below by 3.

H	T	O
100 100	10	1 1
100 100	10	1 1
100 100	10	1 1

1

$$\square\square\square \div 3 = \square\square\square r \square$$



VF

4b. Use place value counters to divide the amount below by 4.

H	T	O
100	10 10	1 1 1
100	10 10	1 1 1
100	10 10	1 1 1
100	10 10	1 1 1

1
1

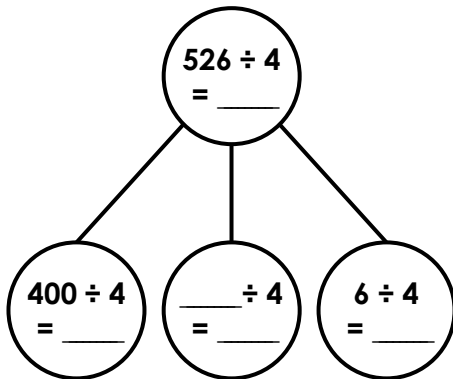
10

$$\square\square\square \div 4 = \square\square\square r \square$$



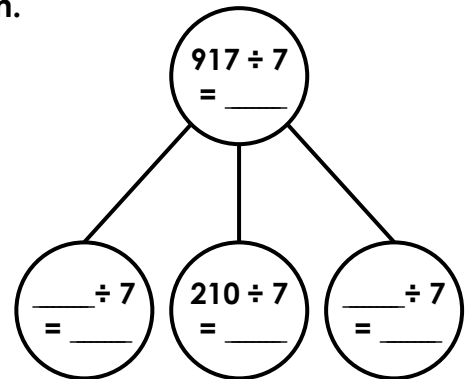
VF

5a. Complete the part-whole model to divide five hundred and twenty-six by four.



VF

5b. Complete the part-whole model to divide nine hundred and seventeen by seven.



VF

6a. Circle the answer to 412 ÷ 4.

H	T	O
100		1 1 1
100		1 1 1
100		1 1 1
100		1 1 1

10

A. 103

B. 113



VF

6b. Circle the answer to 609 ÷ 5.

H	T	O
100	10 10	1
100	10 10	1
100	10 10	1
100	10 10	1
100	10 10	1
100	10 10	1

1
1
1
1

100

A. 121 r4

B. 521 r4



VF

Divide 3 Digits by 1 Digit

Divide 3 Digits by 1 Digit

7a. Use place value counters to complete the calculation below.

H	T	O

$$659 \div 6 = \square\square\square r \square$$



VF

7b. Use place value counters to complete the calculation below.

H	T	O

$$387 \div 7 = \square\square\square r \square$$



VF

8a. Divide seven hundred and seventy-one by nine.

Draw a part-whole model to help calculate your answer.



VF

8b. Divide nine hundred and thirty-four by four.

Draw a part-whole model to help calculate your answer.



VF

9a. Circle the answer to $752 \div 3$.

A. 250 r2

B. 252

Draw a part-whole model or place value chart to show your working out.



VF

9b. Circle the answer to $979 \div 8$.

A. 122 r1

B. 122 r3

Draw a part-whole model or place value chart to show your working out.



VF

Varied Fluency
Divide 3 Digits by 1 Digit

Developing

1a. $268 \div 2 = 134$

2a. $639 \div 3 = 213$;

part-whole: $600 \div 3 = 200$, $30 \div 3 = 10$, $9 \div 3 = 3$

3a. B. 112

Expected

4a. $637 \div 3 = 212 \text{ r}1$

5a. $526 \div 4 = 131 \text{ r}2$;

part-whole: $400 \div 4 = 100$, $120 \div 4 = 30$, $6 \div 4 = 1 \text{ r}2$

6a. A. 103

Greater Depth

7a. $659 \div 6 = 109 \text{ r}5$

8a. $771 \div 9 = 85 \text{ r}6$

Various answers for partitioning, for example: $720 \div 9 = 80$; $51 \div 9 = 5 \text{ r}6$.

9a. A. 250 r2

Varied Fluency
Divide 3 Digits by 1 Digit

Developing

1b. $485 \div 4 = 121 \text{ r}1$

2b. $555 \div 5 = 111$;

part-whole: $500 \div 5 = 100$, $50 \div 5 = 10$, $5 \div 5 = 1$

3b. A. 322 r2

Expected

4b. $494 \div 4 = 123 \text{ r}2$

5b. $917 \div 7 = 131$;

part-whole: $700 \div 7 = 100$, $210 \div 7 = 30$, $7 \div 7 = 1$

6b. A. 121 r4

Greater Depth

7b. $387 \div 7 = 55 \text{ r}2$

8b. $934 \div 4 = 233 \text{ r}2$

Various answers for partitioning, for example: $800 \div 4 = 200$; $120 \div 4 = 30$; $14 \div 4 = 3 \text{ r}2$.

9b. B. 122 r3