

Varied Fluency

Step 2: Punctuating Direct Speech

National Curriculum Objectives:

English Year 4: (4G5.7) [Using and punctuating direct speech](#)

English Year 4: (4G5.7) [Use of inverted commas and other punctuation to indicate direct speech \[for example, a comma after the reporting clause; end punctuation within inverted commas: The conductor shouted, "Sit down!"\]](#)

Differentiation:

Developing Questions to support punctuating direct speech with missing punctuation including; speech marks, capital letter to start speech, comma before speech and punctuation to close the sentence (full stop or question mark only).

Expected Questions to support punctuating direct speech with missing punctuation including; speech marks, capital letter to start speech, comma before speech and punctuation to close the sentence. Some punctuation may be incorrect in the reporting clause and the wrong kind of punctuation for the manner or content of speech may be used.

Greater Depth Questions to support punctuating direct speech with missing punctuation including; speech marks, capital letter to start speech, comma before speech and punctuation to close the sentence. Some punctuation may be incorrect in the reporting clause and the wrong kind of punctuation for the manner or content of speech may be used. Multiple pieces of direct speech can be featured in a question.

[More resources](#) from our Grammar, Punctuation and Spelling scheme of work.

Did you like this resource? Don't forget to [review](#) it on our website.

Punctuating Direct Speech

Punctuating Direct Speech

1a. Circle the missing or incorrect punctuation in this sentence:

The stepsisters said, here is an invitation to a ball?"



VF

1b. Circle the missing or incorrect punctuation in this sentence:

"Cinderella cried "Why can't I go to the ball?"



VF

2a. Tick the sentence that has been punctuated correctly.

One stepsister announced, "I will wear the red dress."

☐

"Which red dress"? asked the other.

☐


VF

2b. Tick the sentence that has been punctuated correctly.

The mice whispered, "we must help Cinderella,"

☐

The fairy godmother said, "You will go to the ball."

☐


VF

3a. Tick where capital letters should go.

☐
☐
☐

cinderella asked, "what time is it?"



VF

3b. Tick where inverted commas should go.

☐
☐
☐

I must be home by midnight, she said.



VF

4a. Punctuate these sentences.

the prince said I will marry the girl whose foot fits this slipper

the stepsister asked can I try the slipper on first



VF









4b. Punctuate these sentences.

will you marry me the prince asked

cinderella replied of course I will



VF

Punctuating Direct Speech	Punctuating Direct Speech
<p>5a. Circle the missing or incorrect punctuation in this sentence:</p> <p>jack said “ where does this beanstalk go to?”</p> <div>  VF </div>	<p>5b. Circle the missing or incorrect punctuation in this sentence:</p> <p>“Jack’s mother screeched, You’ve swapped our cow for BEANS.”</p> <div>  VF </div>
<p>6a. Tick the sentence that has been punctuated correctly.</p> <div> <p>Jack’s mother said “Will you take the cow to market?” <input data-bbox="586 536 686 638" type="checkbox"/></p> <p>“Hurry back!” his mother shouted after him. <input data-bbox="586 696 686 797" type="checkbox"/></p> </div> <div>  VF </div>	<p>6b. Tick the sentence that has been punctuated correctly.</p> <div> <p>The giant demanded, “Bring the hen!” <input data-bbox="1279 536 1379 638" type="checkbox"/></p> <p>“Look mother, golden eggs,” Jack exclaimed! <input data-bbox="1279 696 1379 797" type="checkbox"/></p> </div> <div>  VF </div>
<p>7a. Tick where the inverted commas should go.</p> <div> <div><input data-bbox="54 1058 101 1114" type="checkbox"/></div> <div><input data-bbox="239 1058 287 1114" type="checkbox"/></div> <p>A man said, Here are some magic beans</p> <div><input data-bbox="229 1183 277 1239" type="checkbox"/></div> <p>for your cow.</p> </div> <div>  VF </div>	<p>7b. Tick where a comma should go.</p> <div> <div><input data-bbox="1336 1058 1383 1114" type="checkbox"/></div> <p>“The man told me the beans were magic</p> <div><input data-bbox="808 1183 855 1239" type="checkbox"/></div> <p>beans” Jack explained to his mother</p> <div><input data-bbox="1269 1183 1316 1239" type="checkbox"/></div> </div> <div>  VF </div>
<p>8a. Punctuate these sentences.</p> <p>jack said I will climb this beanstalk</p> <p>the giant shouted can I smell the blood of an englishman</p> <div>  VF </div>	<p>8b. Punctuate these sentences.</p> <p>where is my dinner the giant demanded</p> <p>get in the oven the giants wife ordered jack</p> <div>  VF </div>

Punctuating Direct Speech

Punctuating Direct Speech

9a. Circle the missing or incorrect punctuation in this sentence:

"We're so poor " the woodcutter sighed
"so how will we feed the children?"



VF

9b. Circle the missing or incorrect punctuation in this sentence:

"Take the children into the wood, his wife
replied, and leave them there!"



VF

10a. Tick the sentence that has been
punctuated correctly.

"No wife," said the
woodcutter, "I can't do that!"

☐

"You're a fool " his wife
muttered, "as there isn't
enough food for all or us?"

☐


VF

10b. Tick the sentence that has been
punctuated correctly.

"Oh Hansel," whimpered
Gretel, what shall we do?

☐

"Don't worry Gretel," said
Hansel, "because we will find
our own way back."

☐


VF

11a. Tick where the commas should go

☐
 ↓
 "Stay here " said the father "and I promise
☐
 ↓
 I will come back for you "



VF

11b. Tick where inverted commas should
go.

☐ ☐ ☐ ☐
 ↓ ↓ ↓ ↓
 Look, said Hansel, we can follow this
☐
 ↓
 trail of breadcrumbs.



VF

12a. Punctuate these sentences.

oh said hansel there is a house
made of sweets

can we eat it asked gretel we can
try replied hansel



VF

12b. Punctuate these sentences.

come in children the old woman
said and warm yourselves

im frightened cried gretel me too
replied hansel



VF

Varied Fluency Punctuating Direct Speech

Developing

- 1a. Missing inverted commas, lowercase 'h' and question mark
- 2a. The first box should be ticked.
- 3a. The first and third boxes should be ticked.
- 4a. The prince said, "I will marry the girl whose foot fits this slipper."
The stepsister asked, "Can I try the slipper on first?"

Expected

- 5a. Lowercase 'j' and 'w', missing comma after 'said'
- 6a. The second box should be ticked.
- 7a. The second and third boxes should be ticked.
- 8a. Jack said, "I will climb this beanstalk."
The giant shouted, "Can I smell the blood of an Englishman?"

Greater Depth

- 9a. Missing comma after 'poor' and 'sighed' and missing inverted commas after 'children'
- 10a. The first box should be ticked.
- 11a. The first and second boxes should be ticked.
- 12a. "Oh," said Hansel, "there is a house made of sweets!"
"Can we eat it?" asked Gretel.
"We can try," replied Hansel.

Varied Fluency Punctuating Direct Speech

Developing

- 1b. Incorrect inverted commas before 'Cinderella', missing comma after 'cried' and missing inverted commas after 'ball'
- 2b. The second box should be ticked.
- 3b. The first and second boxes should be ticked.
- 4b. "Will you marry me?" the prince asked.
Cinderella replied, "Of course I will."

Expected

- 5b. Incorrect inverted commas before 'Jack's', missing inverted commas before 'You've' and incorrect full stop
- 6b. The first box should be ticked.
- 7b. The second box should be ticked.
- 8b. "Where is my dinner?" the giant demanded.
"Get in the oven!" the giant's wife ordered Jack.

Greater Depth

- 9b. Missing inverted commas after 'wood' and before 'and'
- 10b. The second box should be ticked.
- 11b. The first, second, third and fifth boxes should be ticked.
- 12b. "Come in children," the old woman said, "and warm yourselves."
"I'm frightened!" cried Gretel.
"Me too," replied Hansel.