



# Class Pet Pie Charts

I can draw pie charts.

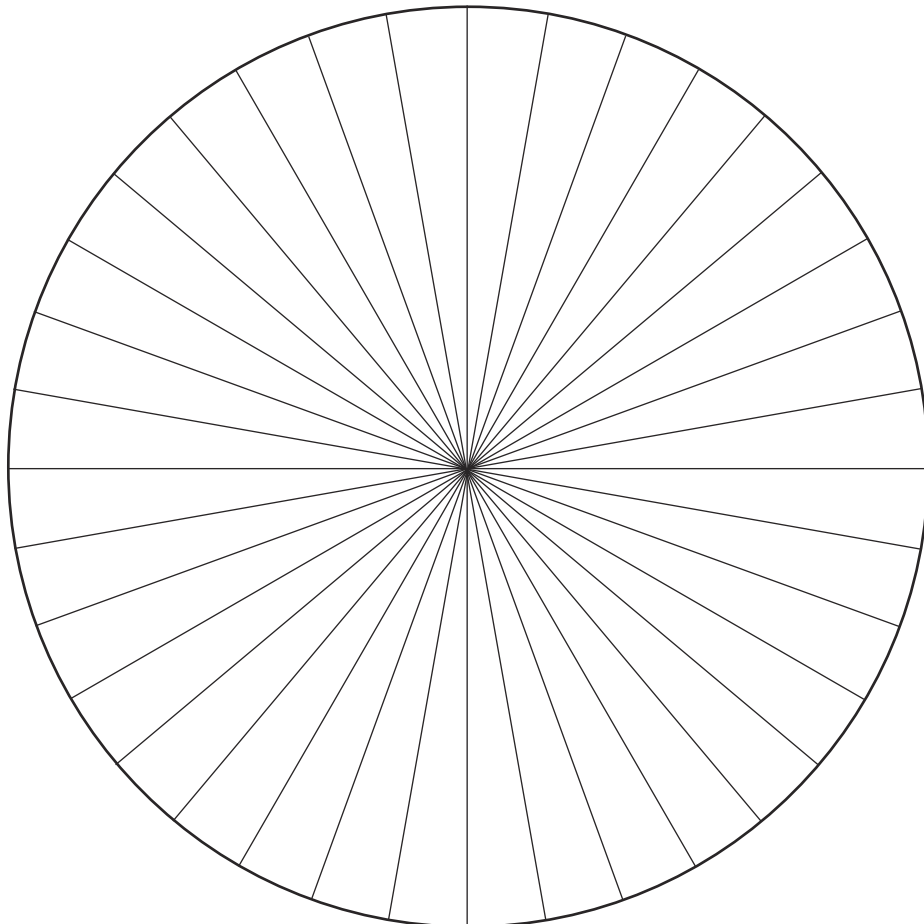


This table shows which pets the children in Class 6 have at home.

Complete the table to convert the data to degrees, then complete the pie chart to represent this data.

Pet	Number of Children	Convert to Degrees
snake	4	
rabbit	6	
tortoise	6	
dog	12	
cat	8	
<b>Total</b>		<b>360°</b>

Title: \_\_\_\_\_



**Key**




# Class Pet Pie Charts

I can draw pie charts.




This table shows the pets that the children in Class 6 have at home.

Complete the table to convert the data to degrees, then draw a pie chart to represent this data. Remember to include a title and key.

Pet	Number of Children	Convert to Degrees
dog	10	
cat	15	
guinea pig	5	
lizard	2	
fish	4	
<b>Total</b>		<b>360°</b>

Title: \_\_\_\_\_



**Key**





# Class Pet Pie Charts

I can draw pie charts.




This table shows the pets that the children in Year 6 have at home.

Complete the table to convert the data to degrees, then draw a pie chart to represent this data.

Pet	Number of Children	Convert to Degrees
cat	15	
rabbit	10	
gerbil	12	
tortoise	20	
spider	3	
<b>Total</b>		<b>360°</b>

Title: \_\_\_\_\_

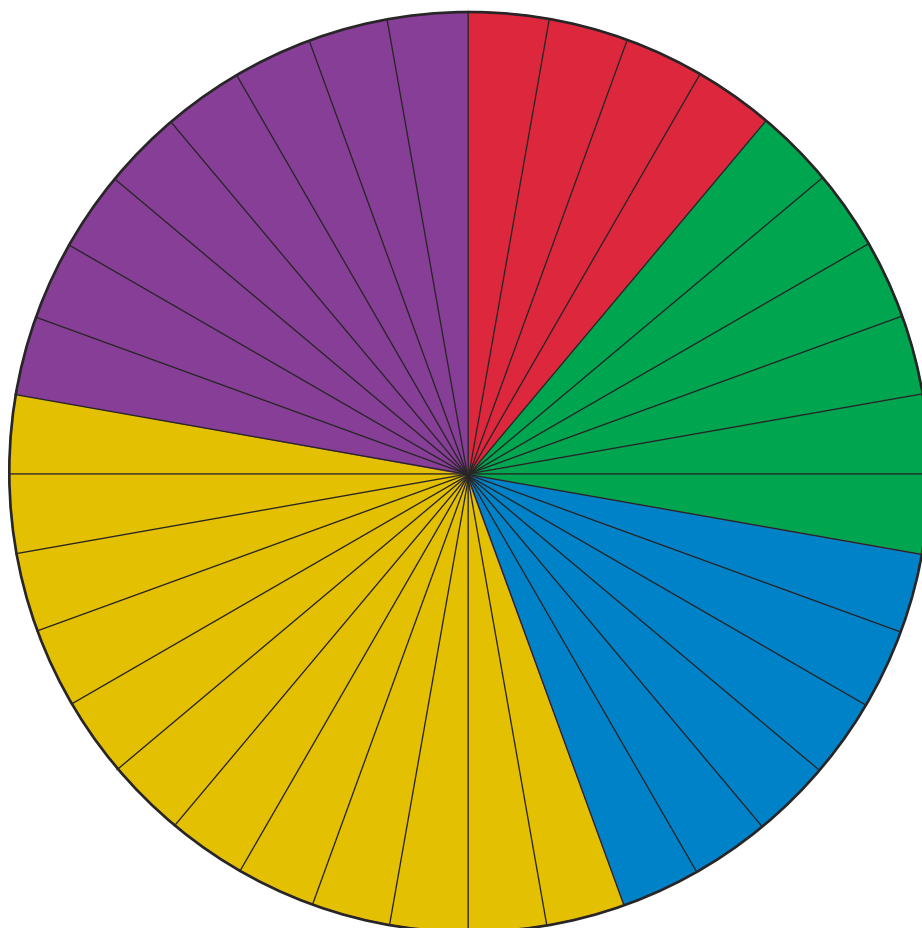




# Class Pet Pie Charts Answers

Pet	Number of Children	Convert to Degrees
snake	4	$4 \times 10 = 40^\circ$
rabbit	6	$6 \times 10 = 60^\circ$
tortoise	6	$6 \times 10 = 60^\circ$
dog	12	$12 \times 10 = 120^\circ$
cat	8	$8 \times 10 = 80^\circ$
<b>Total</b>	<b>36</b>	<b><math>360^\circ</math></b>

A Pie Chart to Show the Pets That Children in Class 6 Have at Home



Key

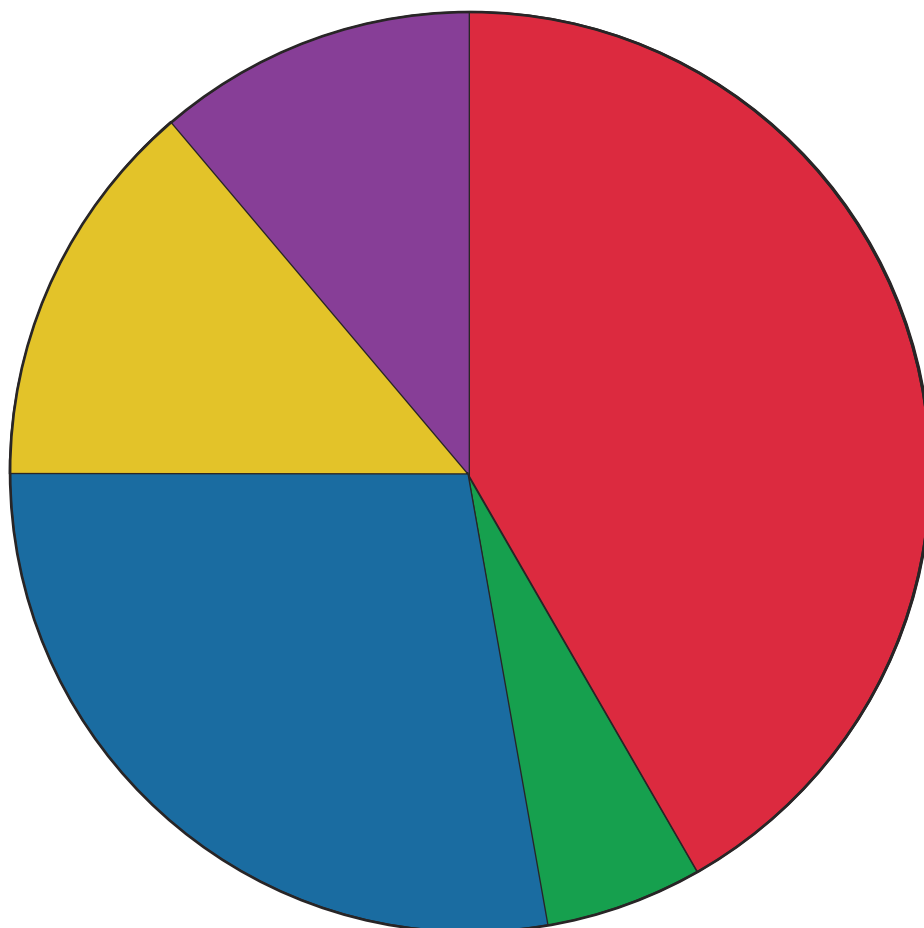
	Snake
	Rabbit
	Tortoise
	Dog
	Cat



# Class Pet Pie Charts Answers

Pet	Number of Children	Convert to Degrees
dog	10	$10 \times 10^\circ = 100^\circ$
cat	15	$15 \times 10^\circ = 150^\circ$
guinea pig	5	$5 \times 10^\circ = 50^\circ$
lizard	2	$2 \times 10^\circ = 20^\circ$
fish	4	$4 \times 10^\circ = 40^\circ$
<b>Total</b>	<b>36</b>	<b>360°</b>

A Pie Chart to Show the Pets That Children in Class 6 Have at Home



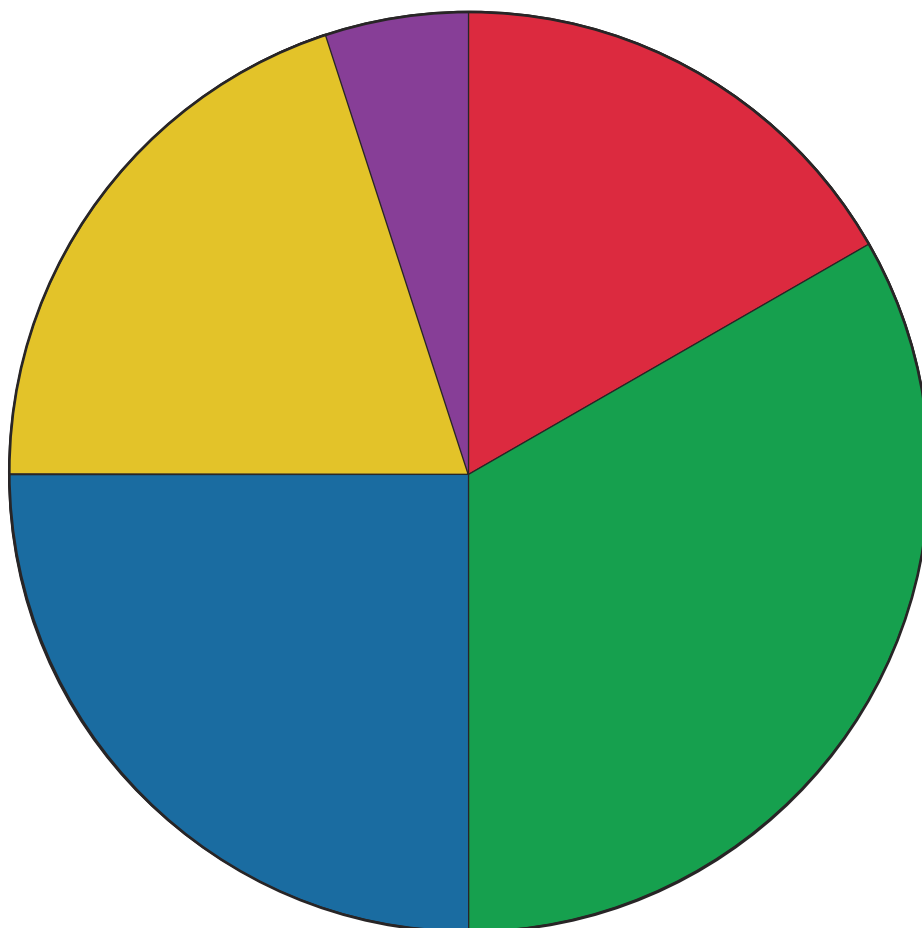
Key	
	Cat
	Lizard
	Dog
	Guinea pig
	Fish








# Class Pet Pie Charts Answers

Pet	Number of Children	Convert to Degrees
cat	15	$60 \div 15 = 4, 360^\circ \div 4 = 90^\circ$
rabbit	10	$60 \div 10 = 6, 360^\circ \div 6 = 60^\circ$
gerbil	12	$60 \div 12 = 5, 360^\circ \div 5 = 72^\circ$
tortoise	20	$60 \div 20 = 3, 360^\circ \div 3 = 120^\circ$
spider	3	$60 \div 3 = 20, 360^\circ \div 20 = 18^\circ$
<b>Total</b>	<b>60</b>	<b>360°</b>

A Pie Chart to Show the Pets That Children in Class 6 Have at Home



Key	
	Rabbit
	Tortoise
	Cat
	Gerbil
	Spider