

Describe Turns

Adult Guidance with Question Prompts



Children turn objects, shapes and images to show quarter, half, three-quarter and whole turns. Practical turning of objects, such as toy cars, will help to consolidate children's understanding. Here, children match each image with the description of the turn made. They then complete a sentence to describe a turn that has been taken. Children spot the turn made as a toy is rearranged.

Read the labels together.

Can you show me what this turn looks like using an object?

Focus on one colour of tile at a time.

Each one has the same starting position. How far has the tile been turned?

Look at the duck tile's starting position.

How far has it been turned?

Which words can you use to complete the sentence?

Adult-led activity:

Take turns to lead this game.

Place a toy for your friend to see.

Ask them to close their eyes while you turn it.

Can they work out how it has been turned?

Describe Turns



Draw a line to match the turns with the tiles.




half
turn

three-quarter
turn

quarter
turn

whole
turn



The tile made a turn.

Name the turns that you make with your toys.

Describe Turns

Adult Guidance with Question Prompts



Children turn objects, shapes and images to show quarter, half, three-quarter and whole turns. They describe the turns that are made. Children also investigate making different turns to reach the same direction. For this activity, children could use toys or make drawings of the objects to turn.

How far has the rocket turned?

What can you use to check? (turn an object on the table)

Is her sentence true or false? Why?

What if it turned in another direction?

Do you agree with the boy? What can you do to find out?

How far does the tile need to turn to face the boy?

Does it matter which direction it turns?

Look at the kite tile.

Which direction will it face if it makes a three-quarter turn?

Can you find a picture to match?

What if it turned in the other direction?

Adult-led activity:

Take turns to lead this game.

Place a toy for your friend to see. Tell them to look away while you turn it.

Ask them how far it turned to reach this position.


Can they find another way to reach the same point?

Describe Turns



True or false?

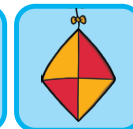
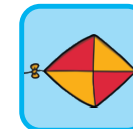
My rocket tile has made a half turn.



If the boat tile made a whole turn, it would be on its side.



Which way will my kite tile face if it makes a three-quarter turn?



Is there more than 1 answer?

Describe Turns

Adult Guidance with Question Prompts



Children turn objects, shapes and images to show quarter, half, three-quarter and whole turns. They describe the turns that are made. Children investigate the different turns that could have been taken for a tile to face a particular direction. For this activity, children could use toys or make drawings of the objects to turn.

Where could the lorry tile have started?

What turn could be made to make it face this way?

What can you use to check? (turn an object)

What if it turned in another direction?

Can you think of more starting points and turns that return it to this position?

The bus tile began by facing this direction.

Which two turns could have been made to return to the same point?

Can you think of any more?

Adult-led activity:

Take turns to lead this game.

Place a toy for your friend to see.

Ask them which two turns could be made to return to this position.

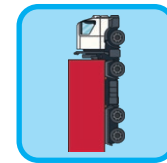
Can they find more ways?

Describe Turns

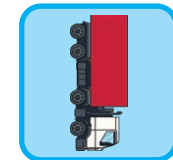
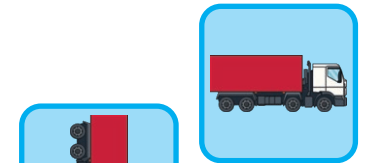


The lorry made a turn to be the right way up.

What turn did it make? Where did it start?
Here are two ways.



quarter turn



quarter turn

Make 2 turns so the bus stays the right way up.



How many ways can you find?